

Peexl LLC

# Daily Deals

User guide

# Daily Deals Module

## Installation

**Step 1:** Download the zip package of the module from “My Downloadable Products” in Peexl store.

**Step 2:** Extract the zip package into a folder on your computer. You should see the following folders in the module: app, skin.

**Step 3:** Disable Magento Cache: Login backend and go to System > Cache Management. Select all cache and click Disable button.

**Step 4:** Using FTP client (Filezilla, Winscp...) to upload app, skin folders to root folder of your Magento site.

**Step 5:** Enable Magento Cache.

## Some Common problems

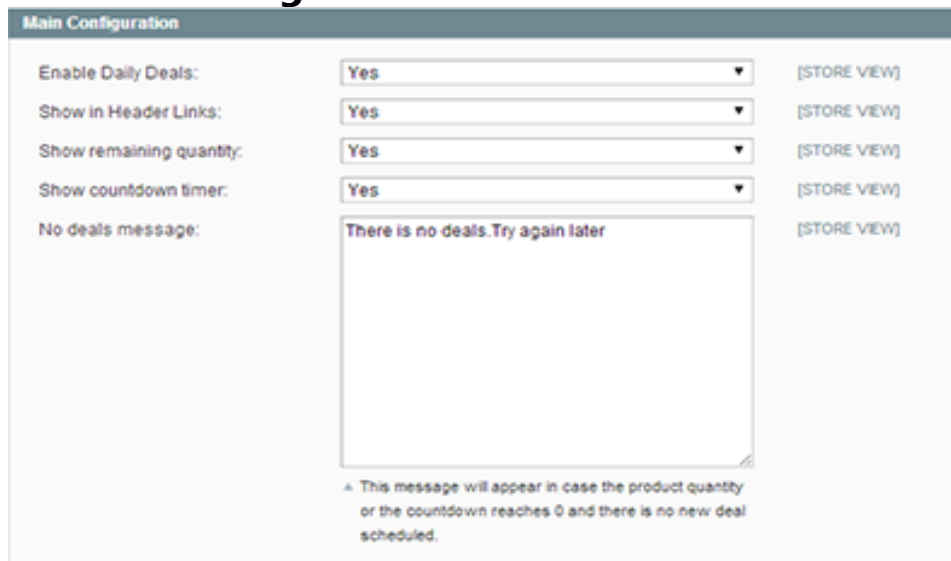
Here are some common problems you can face when installing the Module:

- See 404 Page Not Found when going to System > Configuration > Peexl Extensions > “Daily Deals” in backend.  
If you see this error, don’t worry. You just need to log out the backend and then log in again. The problem should be gone now.

## Configuration


Go to System > Configuration > Peexl Extensions > "Daily Deals"

### I. Main Configuration



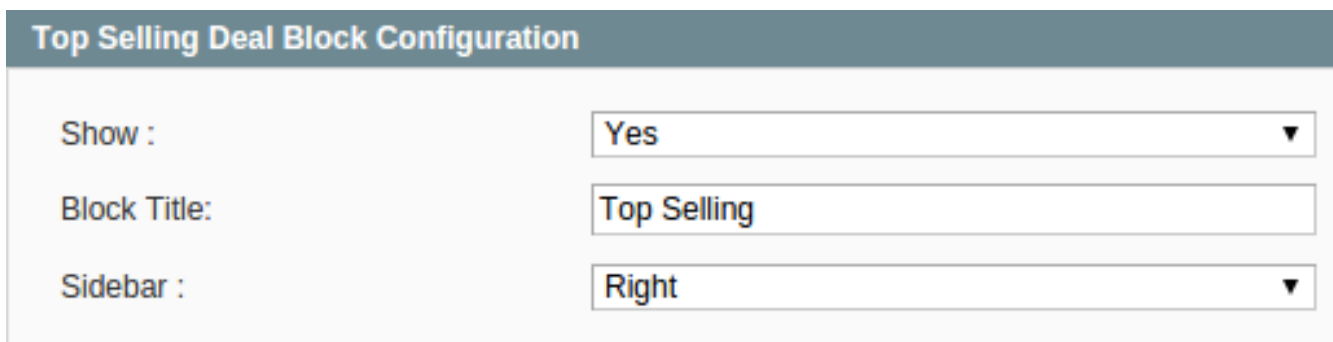
**Enable Daily deals** - Enables this Module

**Show in header links** - Shows the Deal link in header menu



- **Show remaining quantity**- Shows the deal product remaining items quantity in blocks , slider and views of this module
- **Show countdown timer** - Shows the countdown time remaining till the deal ends. Shows only in product list and product page
- **No deals message** - The message that will be shown on the deals page if no products are found.

### II. Top Selling Deal Block Configuration



- **Block Title** - The block title that will show on frontend

- **Show** - Shows the Top selling deal block

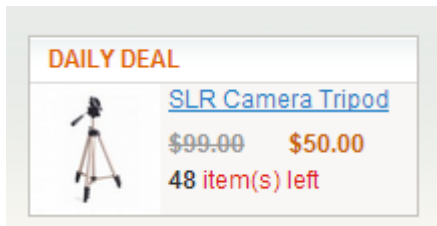


- **Sidebar** - Shows the block in the specified sidebar (only if this sidebar exists in your template)

### III. Random Deal Block Configuration

Random Deal Block Configuration	
Show :	Yes ▼
Block Title:	Daily Deal
Sidebar :	Right ▼

- **Show** - Shows the Random deal block



- **Block Title** - The block title that will show on frontend
- **Sidebar** - Shows the block in the specified sidebar (only if this sidebar exists in your template)

### IV. Most viewed Deal Block Configuration

Most Viewed Deals Block Configuration	
Show :	Yes ▼
Block Title:	Most Viewed Deal
Sidebar :	Right ▼

- **Block Title** - The block title that will show on frontend

- **Show** - Shows the Most viewed deal block

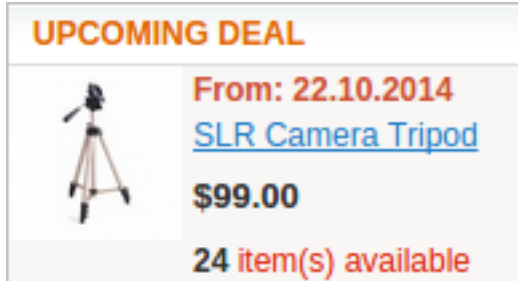


- **Sidebar** - Shows the block in the specified sidebar (only if this sidebar exists in your template)

## V. Upcomming Deal Block Configuration

Upcomming Deal Block Configuration	
Show :	Yes ▼
Show Deal Start Date :	Yes ▼
Block Title:	Upcomming Deal
Sidebar :	Right ▼

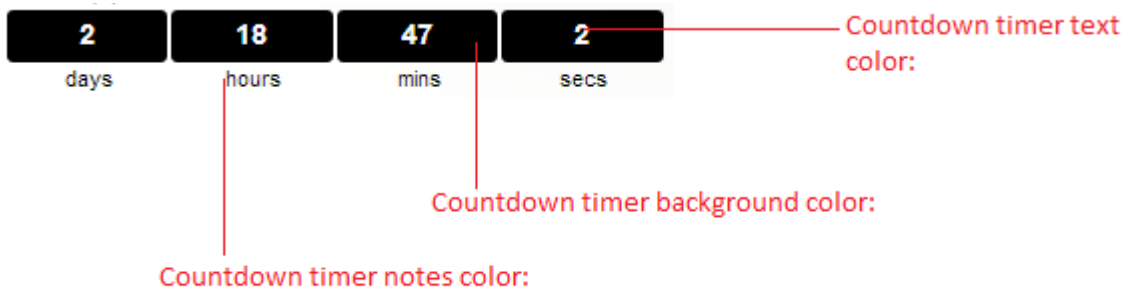
- **Show** - Shows the Most viewed deal block



- **Show Deal Start Date** - Show or Not the upcoming deal start date
- **Block Title** - The block title that will show on frontend
- **Sidebar** - Shows the block in the specified sidebar (only if this sidebar exists in your template)

## VI. Countdown configuration

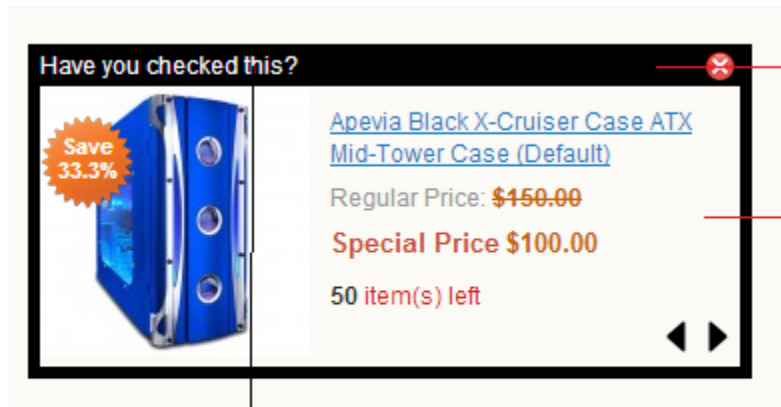
Countdown configuration		
Countdown timer text color:	<input type="text" value="#ffffff"/>	[STORE VIEW]
Countdown timer background color:	<input type="text" value="#000000"/>	[STORE VIEW]
Countdown timer notes color:	<input type="text" value="#000000"/>	[STORE VIEW]
Days text:	<input type="text" value="Day(s)"/>	[STORE VIEW]



## VII. Deals slider block configuration

Deals slider block configuration		
Show deal slider :	<input type="text" value="Yes"/>	[STORE VIEW]
Slider block title:	<input type="text" value="Have you checked this?"/>	[STORE VIEW]
Background color:	<input type="text" value="#fbfaf6"/>	[STORE VIEW]
Header Background color:	<input type="text" value="#000000"/>	[STORE VIEW]
Header Text color:	<input type="text" value="#ffffff"/>	[STORE VIEW]
Slide duration:	<input type="text" value="10"/>	[STORE VIEW]
	<small>▲ The duration of each slide in seconds</small>	
Slide autostart:	<input type="text" value="Yes"/>	[STORE VIEW]

- **Show deal slider** - Show the deals slider
- **Slider block title** - Deals slider block title
- **Slide duration** - the duration in seconds of the slide to change
- **Slide autostart** - If yes the slide will automatically start.



Header Background color

Background color

Header Text color  
Slider block title

# Deals Management

[Go to Daily Deals](#) > Deals from the admin menu.

Deals [Add new Deal](#)

Page 1 of 1 pages | View 20 per page | Total 6 records found [Reset Filter](#) [Search](#)

Select All | Unselect All | Select Visible | Unselect Visible | 0 items selected Actions [Submit](#)

	ID	Product	SKU	Stores	Deal Price	Deal Qty	Sales Qty	Date Start	Date End	Nr. Views	Status	Position
Any					From: <input type="text"/> To: <input type="text"/> In: USD	From: <input type="text"/> To: <input type="text"/>	From: <input type="text"/> To: <input type="text"/>	From: <input type="text"/> To: <input type="text"/>	From: <input type="text"/> To: <input type="text"/>	From: <input type="text"/> To: <input type="text"/>		
<input type="checkbox"/>	14	SLR Camera Tripod	ac674	English French German	\$50.00	50	2	2014-03-04 06:01:00	2014-03-20 06:01:51	1	<span style="color: green;">RUNNING</span>	0
<input type="checkbox"/>	13	Apevia Black X-Cruiser Case ATX Mid-Tower Case (Default)	apevia-black	English French German	\$100.00	50	0	2014-02-02 03:30:00	2014-03-20 03:30:00	29	<span style="color: green;">RUNNING</span>	0
<input type="checkbox"/>	12	Otoman	1111	English French German	\$200.00	100	2	2014-02-03 03:13:06	2014-03-28 03:13:00	6	<span style="color: red;">DISABLED</span>	0
<input type="checkbox"/>	10	Crucial 512MB PC4200 DDR2 533MHz Memory	512dimm	English French German	\$50.00	100	0	2014-01-31 04:45:00	2014-03-20 20:00:00	9	<span style="color: green;">RUNNING</span>	0
<input type="checkbox"/>	9	30" Flat-Panel TFT-LCD Cinema	M9179LL	English French German	\$500.00	100	0	2014-01-29 06:06:53	2014-02-22 22:30:20	4	<span style="color: orange;">ENDED</span>	0

## This is the main deals grid

Columns Description :

- **ID** - Deals ID
- **Product** - Product Name
- **SKU** - Product SKU
- **Stores** - Deals available stores
- **Deal Price** - Product Deal Price
- **Deal Qty** - Product Quantity available for the deal
- **Sales Qty** - Total Deal Sold quantity
- **Date start** - Datetime for the deal to start
- **Date End** - Datetime for the deal to end
- **Nr. View** - The number of times the deal was viewed
- **Status** - Deal Status (Running, Ended, Disabled)
- **Position** - The deal position in the list

## Adding deal



Deal Information

- General
- Select Product

New Deal

**Deal Settings**

Product \* [Select a Product](#)

Deal Price \*

Deal Qty \*

Deal Start \*

Deal End \*

Store \* 

All Store Views  
Main Website  
Main Store  
English  
French  
German

Deal Status \*

Select a product from the product tab

Deal Information

- General
- Select Product

New Deal


Page 1 of 4 pages | View 20 per page | Total 61 records found

	ID	Name
Any	From: <input type="text"/>	<input type="text"/>
	To: <input type="text"/>	
<input checked="" type="radio"/>	166	HTC Touch Diamond
<input type="radio"/>	165	My Computer
<input type="radio"/>	164	Gaming Computer
<input type="radio"/>	163	Computer
<input type="radio"/>	162	Microsoft Wireless Optical Mouse 5000

Then in the general tab you will see product information and complete the remaining fields with deal data





Deal Information

General

Select Product 

New Deal

Deal Settings

Product Name	HTC Touch Diamond
Product Price	\$750.00
Product Qty	799
Deal Price *	<input type="text"/>
Deal Qty *	<input type="text"/>
Deal Start *	<input type="text"/> 
Deal End *	<input type="text"/> 
Store *	<div style="border: 1px solid #ccc; padding: 5px;"><p>All Store Views</p><p>Main Website</p><p>Main Store</p><p>English</p><p>French</p><p>German</p></div> 
Deal Status *	Disabled 

**Notes !!! We recommend not to change deal product when editing deal if you have already orders with this deal because the sales quantity will be incorrect.**

## Support

If you need support related to Peexl extension usage, feel free to contact at [support@peexl.com](mailto:support@peexl.com)